



**Thank You for your download**  
**Cisco 300-410 Exam Question & Answers (Demo)**  
**Implementing Cisco Enterprise Advanced Routing and**  
**Services Exam**

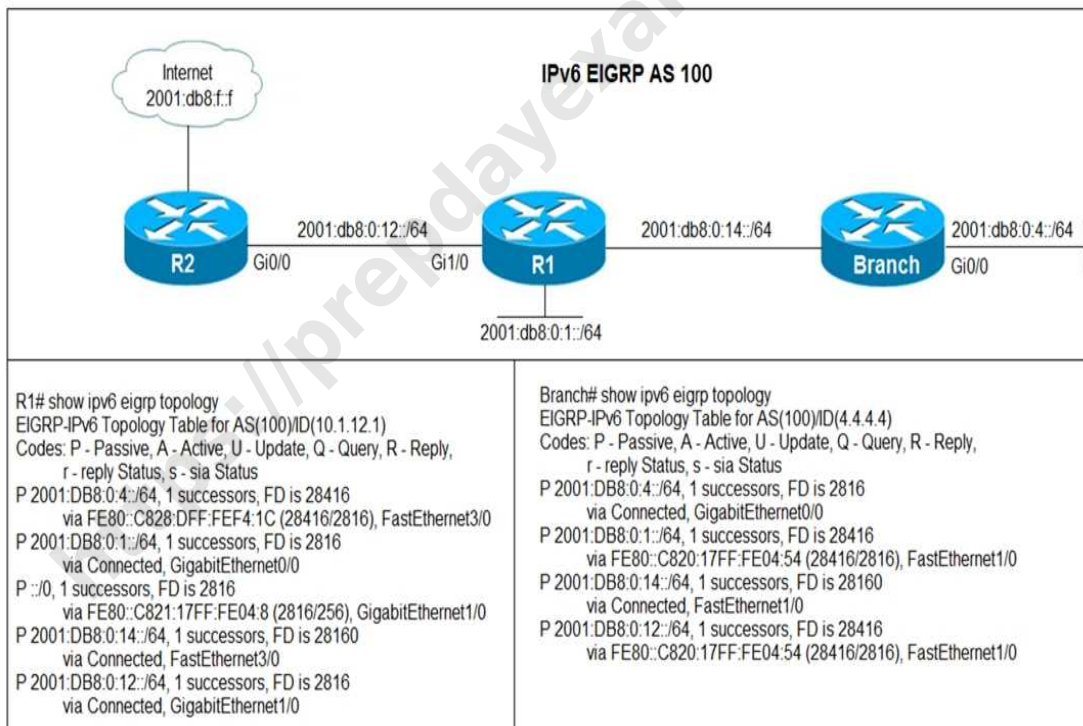
<https://prepdayexams.com>

# Version: 41.0

## Topic 1, Exam Pool A

### Question: 1

Refer to the exhibit.



Users in the branch network of 2001:db8:0:4::/64 report that they cannot access the Internet. Which command is issued in IPv6 router EIGRP 100 configuration mode to solve this issue?

A. Issue the `eigrp stub` command on R1

B. Issue the `no neighbor stub` command on R2.

C. Issue the `eigrp` command on R2.

D. Issue the `no eigrp stub` command on R1.

---

**Answer: D**

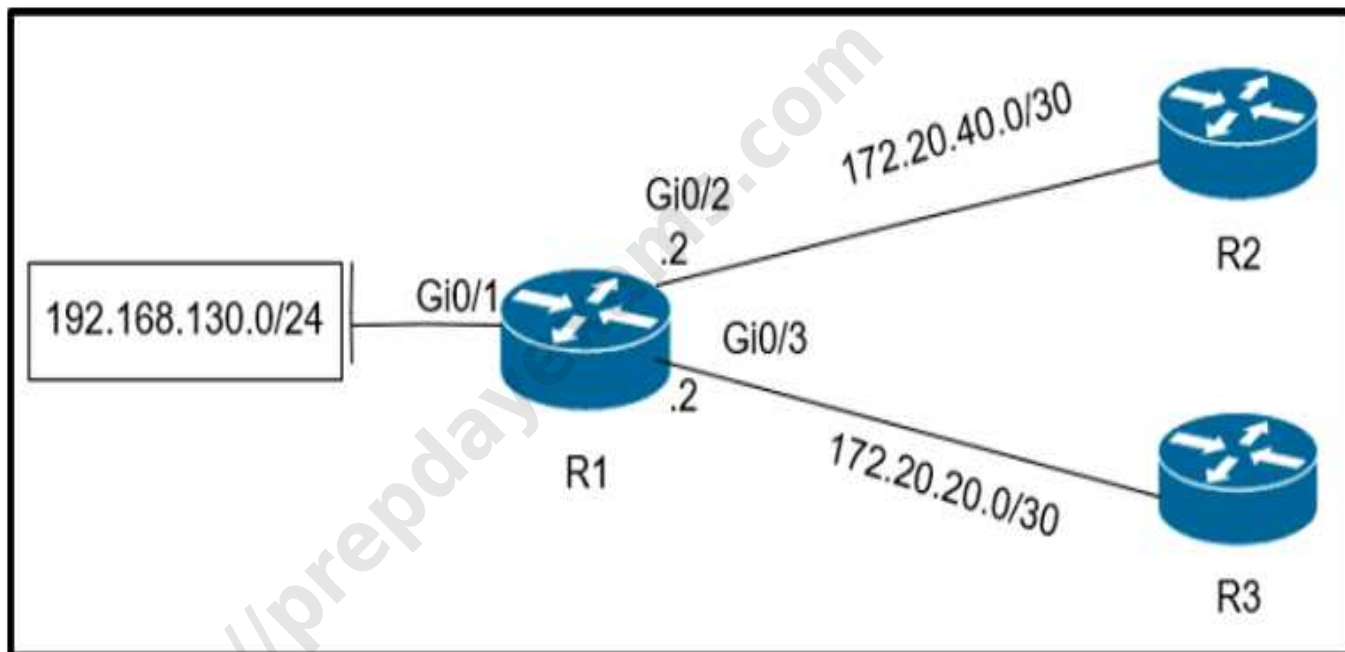
---

---

**Question: 2**

---

Refer to the exhibit.



Which configuration configures a policy on R1 to forward any traffic that is sourced from the 192.168.130.0/24 network to R2?

- A. **access-list 1 permit 192.168.130.0 0.0.0.255**  
**!**  
**interface Gi0/2**  
**ip policy route-map test**  
**!**  
**route-map test permit 10**  
**match ip address 1**  
**set ip next-hop 172.20.20.2**
- B. **access-list 1 permit 192.168.130.0 0.0.0.255**  
**!**  
**interface Gi0/1**  
**ip policy route-map test**  
**!**  
**route-map test permit 10**  
**match ip address 1**  
**set ip next-hop 172.20.40.2**
- C. **access-list 1 permit 192.168.130.0 0.0.0.255**  
**!**  
**interface Gi0/2**  
**ip policy route-map test**  
**!**  
**route-map test permit 10**  
**match ip address 1**  
**set ip next-hop 172.20.20.1**
- D. **access-list 1 permit 192.168.130.0 0.0.0.255**  
**!**  
**interface Gi0/1**  
**ip policy route-map test**  
**!**  
**route-map test permit 10**  
**match ip address 1**  
**set ip next-hop 172.20.40.1**

C. Option C

D. Option D

---

**Answer: D**

---

---

**Question: 3**

---

R2 has a locally originated prefix 192.168.130.0/24 and has these configurations:

```
ip prefix-list test seq 5 permit 192.168.130.0/24
!
route-map OUT permit 10
match ip address prefix-list test
set as-path prepend 65000
```

What is the result when the route-map OUT command is applied toward an eBGP neighbor R1 (1.1.1.1) by using the neighbor 1.1.1.1 route-map OUT out command?

- A. R1 sees 192.168.130.0/24 as two AS hops away instead of one AS hop away.
- B. R1 does not accept any routes other than 192.168.130.0/24
- C. R1 does not forward traffic that is destined for 192.168.30.0/24
- D. Network 192.168.130.0/24 is not allowed in the R1 table

---

**Answer: A**

---

---

**Question: 4**

---

Which method changes the forwarding decision that a router makes without first changing the routing table or influencing the IP data plane?

- A. nonbroadcast multiaccess
- B. packet switching
- C. policy-based routing
- D. forwarding information base

---

**Answer: C**

---

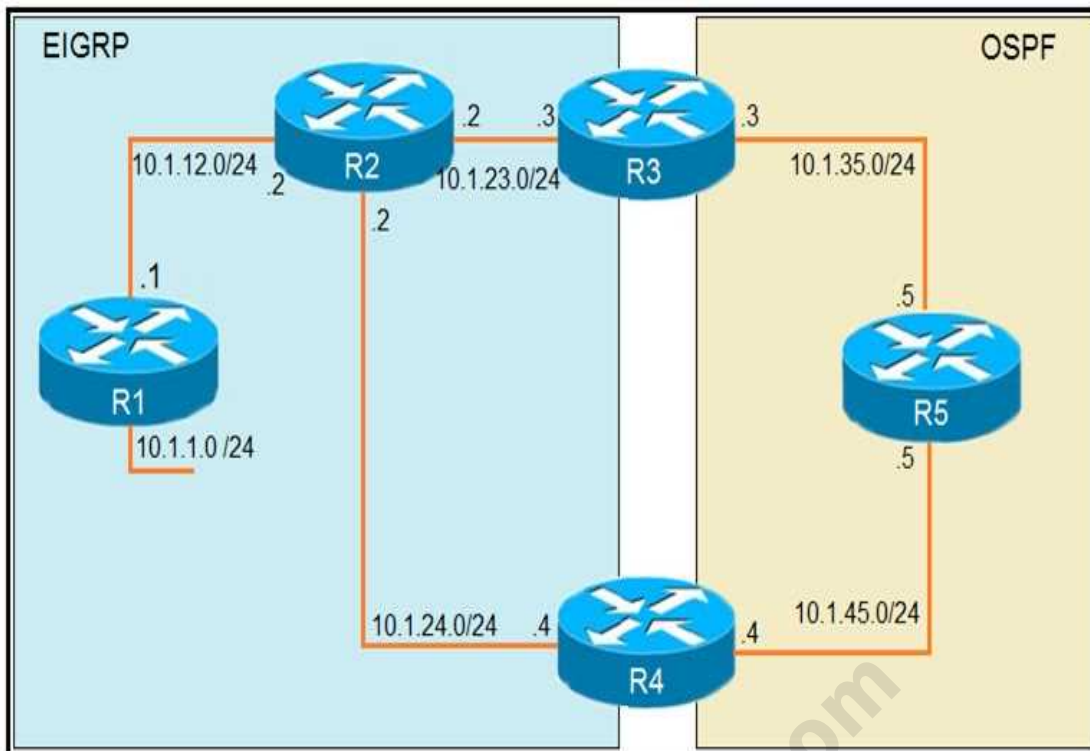
---

**Question: 5**

---

Refer to the exhibit.

<https://prepdayexams.com>



```

R1
router eigrp 1
 redistribute connected
 network 10.1.12.1 0.0.0.0

R3
router ospf 1
 redistribute eigrp 1 subnets
 network 10.1.35.3 0.0.0.0 area 0

R4
router eigrp 1
 redistribute ospf 1 metric 2000000 1 255 1 1500
!
router ospf 1
 network 10.1.45.4 0.0.0.0 area 0

R5#traceroute 10.1.1.1

Type escape sequence to abort.
Tracing the route to 10.1.1.1

 1 10.1.35.3 80 msec 44 msec 20 msec
 2 10.1.23.2 44 msec 104 msec 64 msec
 3 10.1.24.4 44 msec 64 msec 40 msec
 4 10.1.45.5 24 msec 40 msec 20 msec
 5 10.1.35.3 92 msec 144 msec 148 msec
 6 10.1.23.2 108 msec 76 msec 80 msec
    <output truncated>

```

The output of the trace route from R5 shows a loop in the network. Which configuration prevents this loop?

A)

R3  
router ospf 1  
redistribute eigrp 1 subnets route-map SET-TAG  
!  
route-map SET-TAG permit 10  
set tag 1

R4  
router eigrp 1  
redistribute ospf 1 metric 2000000 1 255 1 1500 route-map FILTER-TAG  
!  
route-map FILTER-TAG deny 10  
match tag 1  
!  
route-map FILTER-TAG permit 20

B)

R3  
router eigrp 1  
redistribute OSPF 1 route-map SET-TAG  
!  
route-map SET-TAG permit 10  
set tag 1

R4  
router eigrp 1  
redistribute ospf 1 metric 2000000 1 255 1 1500 route-map FILTER-TAG  
network 10.1.24.4 0.0.0.0  
!  
route-map FILTER-TAG deny 10  
match tag 1  
!  
route-map FILTER-TAG permit 20

C)



R3  
router ospf 1  
  redistribute eigrp 1 subnets route-map SET-TAG  
!  
route-map SET-TAG permit 10  
  set tag 1

R4  
router eigrp 1  
  redistribute ospf 1 metric 2000000 1 255 1 1500 route-map FILTER-TAG  
!  
route-map FILTER-TAG permit 10  
  match tag 1

D)

R3  
router ospf 1  
  redistribute eigrp 1 subnets route-map SET-TAG  
!  
route-map SET-TAG deny 10  
  set tag 1

R4  
router eigrp 1  
  redistribute ospf 1 metric 2000000 1 255 1 1500 route-map FILTER-TAG  
!  
route-map FILTER-TAG deny 10  
  match tag 1

A. Option A

B. Option B

C. Option C

D. Option D

Explanation:

The reason for the loop is that R2 is forwarding the packets destined to 10.1.1.1 to R4, instead of R1. This is because in the redistribute OSPF statement, BW metric has a higher value and delay has a value of 1. So, R2 chooses R4 over R1 for 10.1.1.0/24 subnet causing a loop. Now, R5 learns 10.1.1.0/24 from R3 and advertises the same route to R4, that R4 redistributes back in EIGRP. If R3 sets a tag of 1 while redistributing EIGRP in OSPF, and R4 denies all the OSPF routes with tag 1 while redistributing, it will not advertise 10.1.1.0/24 back into EIGRP. Hence, the loop will be broken.

<https://prepdayexams.com>

**Thank you for your visit.**  
To try more exams, please visit below link  
<https://prepdaxams.com>

<https://prepdaxams.com>